

HSBC Global Liquidity Funds Plc

HSBC Euro ESG Liquidity Fund

Marketing communication | Monthly report 31 May 2025 | Share class GROSS

This product is based overseas and is not subject to UK sustainable investment labelling and disclosure requirements.



Investment objective

The Fund aims to provide security of capital, daily liquidity and an investment return that is similar to Euro denominated money markets interest rates while considering select environmental, social and governance (ESG) criteria. The Fund is classified as an Article 8 Fund under SFDR.



Investment strategy

The Fund is actively managed.

The Fund will invest in a diversified portfolio of short-term securities, instruments and obligations. These instruments will be short-term fixed or floating-rate securities that mature in 397 days or less. They will be issued by companies, governments and government-related entities and either listed or traded on a Recognised Market.

The Fund's investments will typically have a credit rating of least A-1 or P-1 (or its equivalent) from a recognised credit rating agency.

The Fund can invest in a range of short-term securities, instruments and obligations.

The Fund's liquidity is daily – meaning investors can redeem their investment on any business day.

The Fund is classified as a Low Volatility NAV Money Market Fund under the European Union Money Market Fund Regulations.

The Fund's primary currency exposure is to Euro.

The Fund does not have a specific sustainable investment objective, although shall seek to identify issuers that are better at addressing ESG risks, and assign ESG scores and screens to create a 'best in class' universe of issuers.

See the Prospectus for a full description of the investment objectives and derivative usage.



Main risks

- The value of investments and any income from them can go down as well as up and investors may not get back the amount originally invested
- Where overseas investments are held the rate of currency exchange may cause the value of such investments to go down as well as up.
- The Fund's objective may not be achieved in adverse market conditions. During times of very low interest rates, the interest received by the Fund could be less than the costs of operating the Fund.

Share class details

Key metrics

| | |
|---------------------|--------------|
| Performance 1 month | 2.38% |
|---------------------|--------------|

Fund facts

| | |
|-------------------|------------|
| UCITS V compliant | Yes |
|-------------------|------------|

| | |
|----------|----------------|
| Domicile | Ireland |
|----------|----------------|

| | |
|------------------|----------------------|
| Fund launch date | 21 March 2023 |
|------------------|----------------------|

| | |
|-----------|------------------------|
| Fund size | EUR 676,892,445 |
|-----------|------------------------|

| | |
|---------------------|---|
| Reference benchmark | 100% Euro Short-Term Rate (€STR) |
|---------------------|---|

| | |
|----------|---------------------------------------|
| Managers | Olivier Gayno Philip Walsh |
|----------|---------------------------------------|

| | |
|------------------------|---------------------------------------|
| Money market fund type | Low Volatility Net Asset Value |
|------------------------|---------------------------------------|

Rating¹

| | |
|------------|-------------|
| S&P rating | AAAm |
|------------|-------------|

| | |
|----------------|---------------|
| Moody's rating | Aaa-mf |
|----------------|---------------|

Characteristics

| | |
|---------------------------|-----------|
| Weighted average maturity | 40 |
|---------------------------|-----------|

| | |
|-----------------------|-----------|
| Weighted average life | 74 |
|-----------------------|-----------|

Fund manager information

| | |
|--------------|-------------------|
| IMMFA member | 01/07/2000 |
|--------------|-------------------|

¹The "AAAm", "Aaa-mf" and "AAAmf" money market fund ratings are historical and reflect the superior quality of the Fund's investments, sound liquidity management, and strong operations and trading support. Periodic reviews are conducted to ensure a secure operations environment. The ratings do not eliminate the risks associated with investing in the Fund.

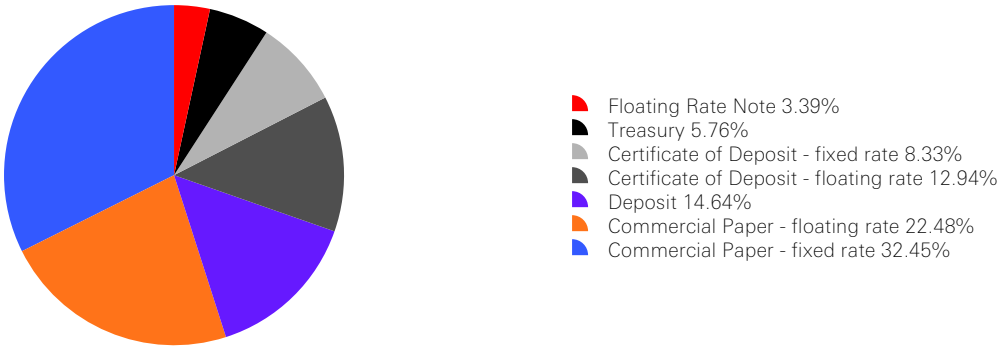
Past performance does not predict future returns. The figures are calculated in the share class base currency, dividend reinvested, net of fees. Returns of 1 year or less are annualised on a simple basis and for periods greater than 1 year returns are annualised on a compound basis. All yields are annualised using 365 days in accordance with the Institutional Money Market Funds Association. This is a marketing communication. Please refer to the prospectus and to the KID before making any final investment decisions. For definition of terms, please refer to the Glossary QR code and Prospectus.

Source: HSBC Asset Management, data as at 31 May 2025

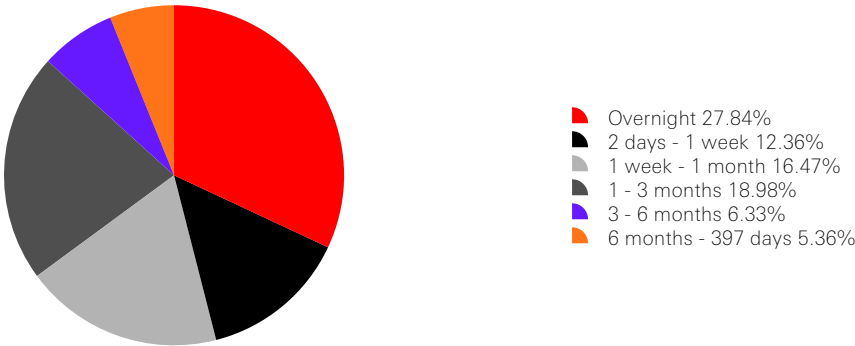
| Performance (%) | YTD | 1 month | 3 months | 6 months | 1 year | 3 years ann | 5 years ann | Since inception ann |
|---------------------|------|---------|----------|----------|--------|-------------|-------------|---------------------|
| GROSS | 2.76 | 2.38 | 2.57 | 2.84 | 3.31 | -- | -- | 3.61 |
| Reference Benchmark | 2.68 | 2.20 | 2.39 | 2.68 | 3.17 | -- | -- | 3.48 |

| Rolling performance (%) | 31/05/24-31/05/25 | 31/05/23-31/05/24 | 31/05/22-31/05/23 | 31/05/21-31/05/22 | 31/05/20-31/05/21 |
|-------------------------|-------------------|-------------------|-------------------|-------------------|-------------------|
| GROSS | 3.31 | 4.00 | -- | -- | -- |
| Reference Benchmark | 3.17 | 3.75 | -- | -- | -- |


Instrument mix (%)



Maturity ladder (%)



Credit quality (%)



| Top 10 issuers | Weight (%) |
|-------------------------------------|------------|
| ANTALIS SA | 5.47 |
| BANK OF NEW YORK MELLON/THE | 5.44 |
| LA BANQUE POSTALE SA | 4.51 |
| AGENCE CENTRALE ORGANISMES SEC | 4.44 |
| AGENCE FRANCAISE DE DEVELOPPEMENT E | 4.44 |
| NORDEA BANK ABP | 4.29 |
| BNP PARIBAS SECURITIES SERVICE | 4.14 |
| SVENSKA HANDELSBANKEN AB | 3.78 |
| ERSTE GROUP BANK AG | 3.70 |
| KBC BANK N.V | 3.70 |

| Share class | Bloomberg ticker | ISIN | Annual charge | Distribution type | Minimum initial investment | Minimum subsequent investment |
|-------------|------------------|--------------|---------------|-------------------|----------------------------|-------------------------------|
| Y | HSEELDE ID | IE000MLRNE24 | 0.030% | Distributing | EUR 20,000,000 | EUR 1,000,000 |
| W | HSEELAE ID | IE000HEETJ16 | 0.030% | Accumulating | EUR 1,000,000 | EUR 100,000 |
| X | HSEELXE ID | IE000GDMJOH1 | 0.050% | Distributing | EUR 20,000,000 | EUR 1,000,000 |
| G | HSEELPE ID | IE000ATUKXX9 | 0.120% | Distributing | EUR 750,000,000 | EUR 10,000,000 |
| H | HSEELSE ID | IE0008WPPDZ2 | 0.100% | Distributing | EUR 1,000,000,000 | EUR 20,000,000 |
| C | HSEEL EE ID | IE000NGVJ3D7 | 0.200% | Accumulating | EUR 1,000,000 | EUR 100,000 |
| D | HSEELWE ID | IE000VIWB9G2 | 0.400% | Accumulating | EUR 10,000 | EUR 10,000 |
| I | HSEELYE ID | IE000HLP1NR3 | 0.180% | Accumulating | EUR 50,000,000 | EUR 2,000,000 |
| J | HSEELVE ID | IE000BU8L1N5 | 0.150% | Accumulating | EUR 250,000,000 | EUR 5,000,000 |
| A | HSEELCE ID | IE000K2E16N4 | 0.200% | Distributing | EUR 1,000,000 | EUR 100,000 |
| B | HSEELZE ID | IE000JTEDZI5 | 0.400% | Distributing | EUR 10,000 | EUR 10,000 |
| E | HSEELJE ID | IE000XD4MM85 | 0.180% | Distributing | EUR 50,000,000 | EUR 2,000,000 |
| F | HSEELBE ID | IE000P83Z334 | 0.150% | Distributing | EUR 250,000,000 | EUR 5,000,000 |
| Z | HSEELIE ID | IE0004P5UI76 | 0.000% | Distributing | EUR 20,000,000 | EUR 1,000,000 |
| K | HSEELGE ID | IE000385QEC9 | 0.120% | Accumulating | EUR 750,000,000 | EUR 10,000,000 |
| L | HSEELFE ID | IE0002IAE8G3 | 0.100% | Accumulating | EUR 1,000,000,000 | EUR 20,000,000 |

Risk disclosures

- Derivatives may be used by the Fund, and these can behave unexpectedly. The pricing and volatility of many derivatives may diverge from strictly reflecting the pricing or volatility of their underlying reference(s), instrument or asset.
- Investment Leverage occurs when the economic exposure is greater than the amount invested, such as when derivatives are used. A Fund that employs leverage may experience greater gains and/or losses due to the amplification effect from a movement in the price of the reference source.
- Further information on the potential risks can be found in the Key Information Document (KID) and/or the Prospectus or Offering Memorandum.

Follow us on:



For a copy of the prospectus, key investor information document, supplementary information document, annual and semi-annual reports, information on portfolio holdings or other matters, please contact your local HSBC Group office, or contact our team of liquidity specialists in London by phone: +44 (0) 20 7991 7577 or by email: liquidity.services@hsbc.com

To help improve our service and in the interests of security we may record and/or monitor your communication with us.

Glossary



www.assetmanagement.hsbc.co.uk/en/api/v1/download/document/gb00b80qg615/gb/en/glossary

Important information

The material contained herein is for marketing purposes and is for your information only. This document is not contractually binding nor are we required to provide this to you by any legislative provision. It does not constitute legal, tax or investment advice or a recommendation to any reader of this material to buy or sell investments. You must not, therefore, rely on the content of this document when making any investment decisions.

This material is not intended for distribution to or use by any person or entity in any jurisdiction or country where such distribution or use would be contrary to law or regulation. This material is not and should not be construed as an offer to sell or the solicitation of an offer to purchase or subscribe to any investment.

Any views expressed were held at the time of preparation and are subject to change without notice. While any forecast, projection or target where provided is indicative only and not guaranteed in any way. HSBC Global Asset Management (UK) Limited accepts no liability for any failure to meet such forecast, projection or target.

This fund is a sub-fund of HSBC Global Liquidity Funds plc, an open-ended Investment company with variable capital and segregated liability between sub-funds, which is incorporated under the laws of Ireland and authorised by the Central Bank of Ireland. The company is constituted as an umbrella fund, with segregated liability between sub-funds. UK based investors in HSBC Global Liquidity Funds plc are advised that they may not be afforded some of the protections conveyed by the provisions of the Financial Services and Markets Act 2000. The Company is recognised in the United Kingdom by the Financial Conduct Authority under section 264 of the Act. The shares in HSBC Global Liquidity Funds plc have not been and will not be publicly offered for sale in the United States of America, its territories or possessions and all areas subject to its jurisdiction, or to United States Persons. All applications are made on the basis of the current HSBC Global Liquidity Funds plc Prospectus, Key Investor Information Document, Supplementary Information Document (SID) and most recent annual and semi-annual reports, which can be obtained upon request free of charge from HSBC Global Asset Management (UK) Limited, 8 Canada Square, Canary Wharf, London, E14 5HQ. UK, or the local distributors. Investors and potential investors should read and note the risk warnings in the prospectus and relevant KIID and additionally, in the case of retail clients, the information contained in the supporting SID. It is important to remember that there is no guarantee that a stable net asset value will be maintained. Further information about the Company including the Prospectus, the most recent annual and semi-annual reports of the Company and the latest share prices, may be obtained free of charge, in English, from the Administrator by emailing hsbc.dealingteam@bnymellon.com, or by visiting www.globalliquidity.hsbc.com.

The most recent Prospectus is available in English. Key Investor Information Document (KID) are available in the local language where they are registered.

To help improve our service and in the interests of security we may record and/or monitor your communication with us. HSBC Global Asset Management (UK) Limited provides information to Institutions, Professional Advisers and their clients on the investment products and services of the HSBC Group.

Approved for issue in the UK by HSBC Global Asset Management (UK) Limited, who are authorised and regulated by the Financial Conduct Authority. www.assetmanagement.hsbc.co.uk

Copyright © HSBC Global Asset Management (UK) Limited 2025. All rights reserved.

Further Information can be found in the prospectus and in our Key Investor Information Documents published in our Fund Centre at www.assetmanagement.hsbc.co.uk

Term: The management company cannot terminate the Fund unilaterally. The Board of Directors may furthermore decide to liquidate the Fund in certain circumstances set out in the prospectus and articles of incorporation of the Fund. Further additional and complete information (including but not limited to) investor rights, costs and charges, please refer to the prospectus.

Detailed information for article 8 and 9 sustainable investment products, as categorised under the Sustainable Finance Disclosure Regulation (SFDR), including; description of the environmental or social characteristics or the sustainable investment objective; methodologies used to assess, measure and monitor the environmental or social characteristics and the impact of the selected sustainable investments and; objectives and benchmark information, can be found at: <https://www.assetmanagement.hsbc.co.uk/en/intermediary/investment-expertise/sustainable-investments/sustainable-investment-product-offering>